




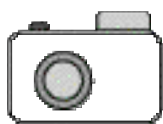
www.FourTwinSisters.com

Barter Pattern: If you like this pattern please send a small amount of fabric or some used postage stamps to:
Four Twin Sisters PO
Box 111104 Campbell
CA 95011-1104 USA

A (Light Blue)

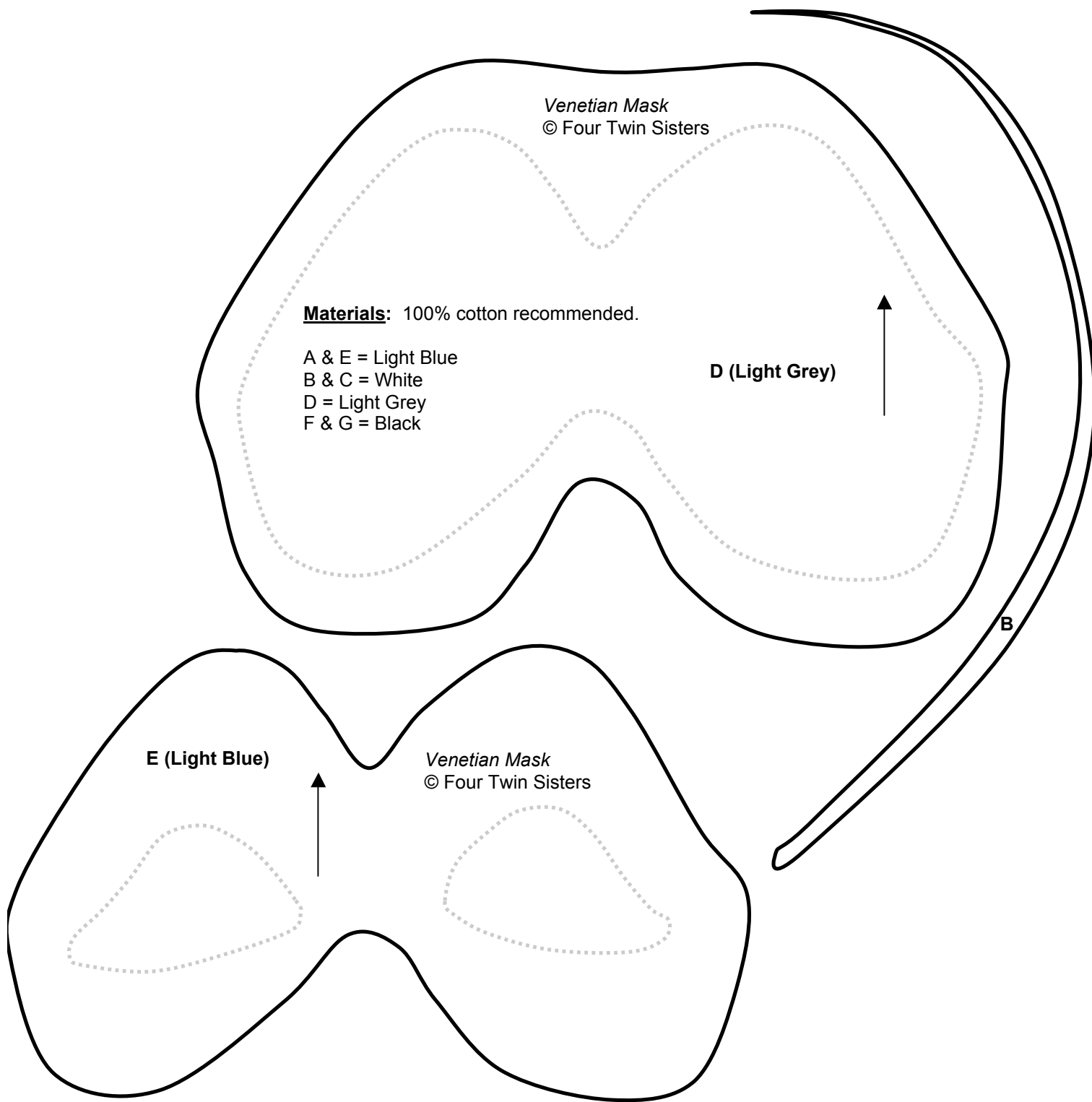
Venetian Mask by Margaret Huynh © Four Twin Sisters. Copyright notice: You may enjoy unrestricted personal non-commercial use of this pattern, including using this pattern in workshops or courses. We only ask this copyright notice be retained and Four Twin Sisters be credited on finished products.
www.fourtwinsisters.com

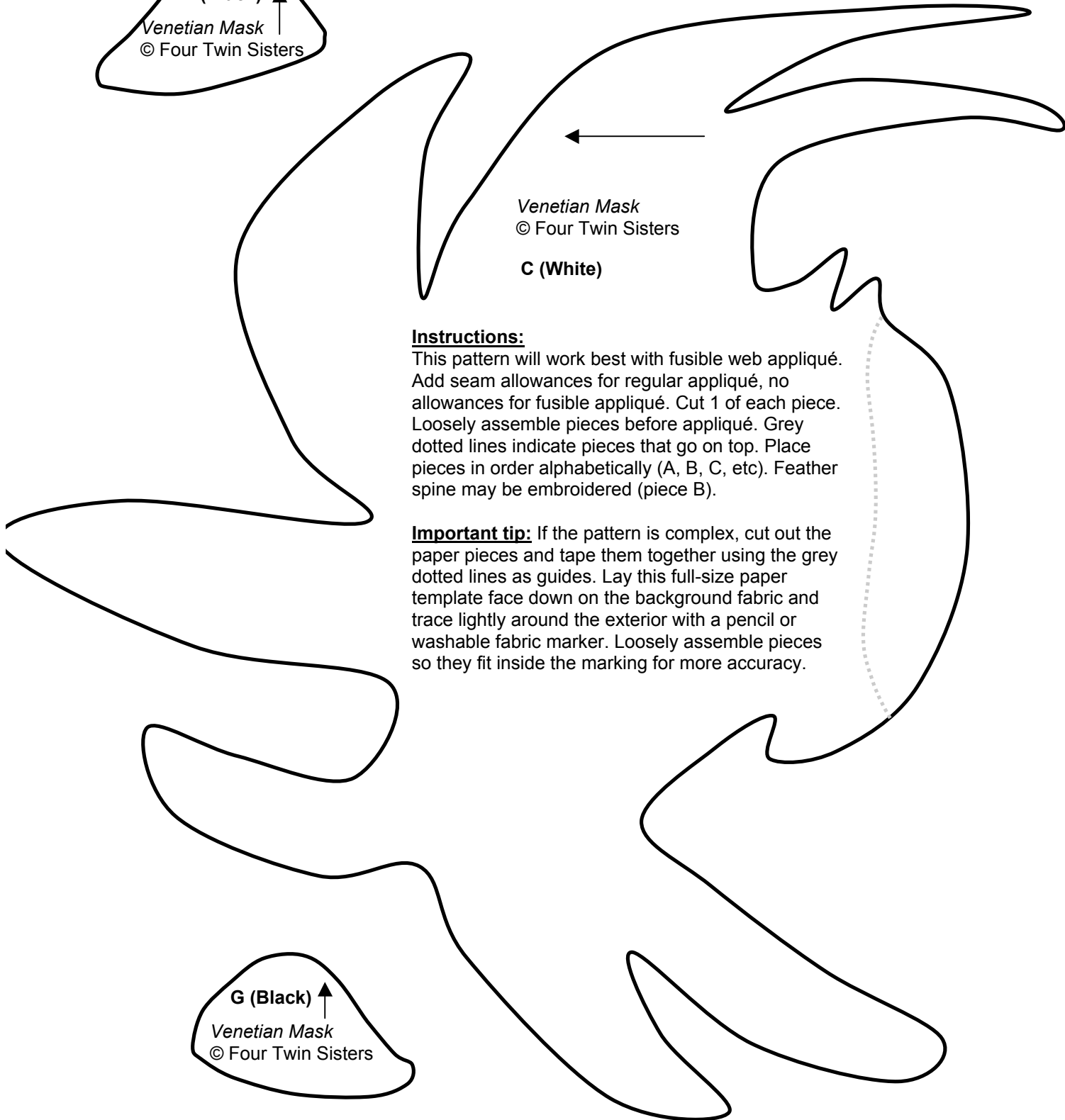
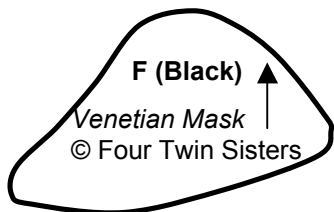
Fabric for Photos: If you send us a digital photograph of one of our quilt blocks that you've sewn, we'll send you a fat quarter. Email your digital photo to annette@fourtwinsisters.com. Details at www.fourtwinsisters.com.



Finished product using fusible web appliqué







Instructions:

This pattern will work best with fusible web appliqué. Add seam allowances for regular appliqué, no allowances for fusible appliqué. Cut 1 of each piece. Loosely assemble pieces before appliqué. Grey dotted lines indicate pieces that go on top. Place pieces in order alphabetically (A, B, C, etc). Feather spine may be embroidered (piece B).

Important tip: If the pattern is complex, cut out the paper pieces and tape them together using the grey dotted lines as guides. Lay this full-size paper template face down on the background fabric and trace lightly around the exterior with a pencil or washable fabric marker. Loosely assemble pieces so they fit inside the marking for more accuracy.