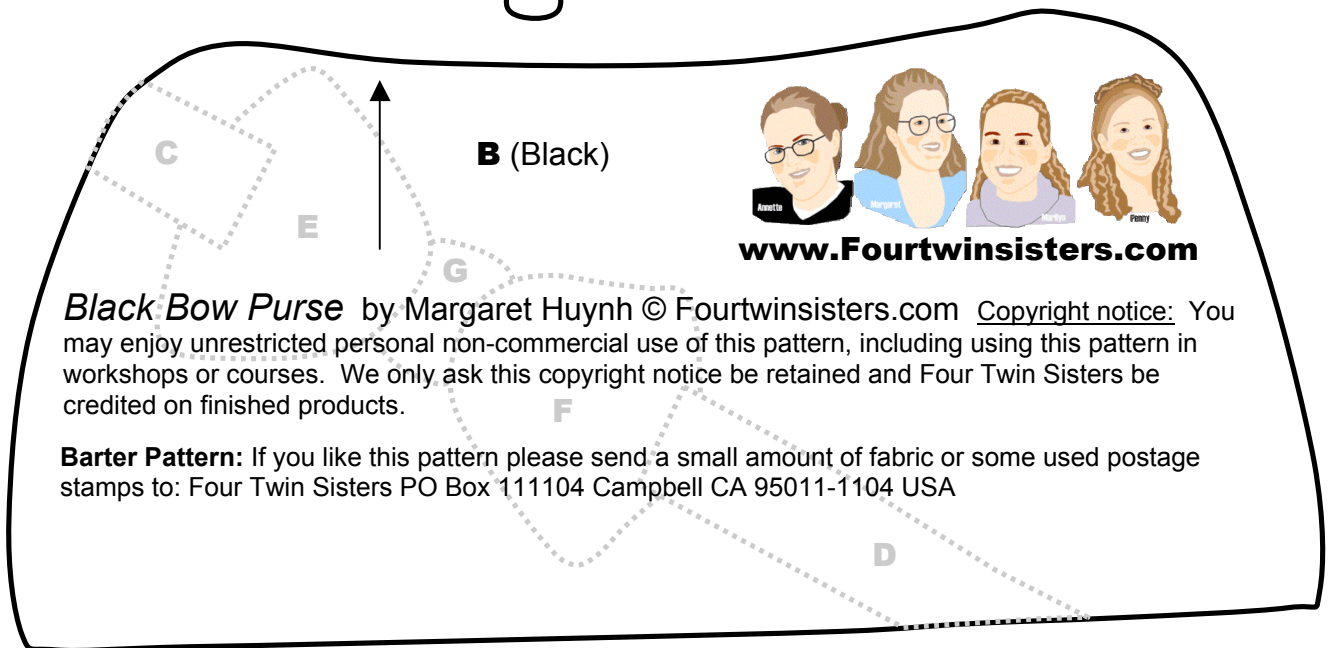
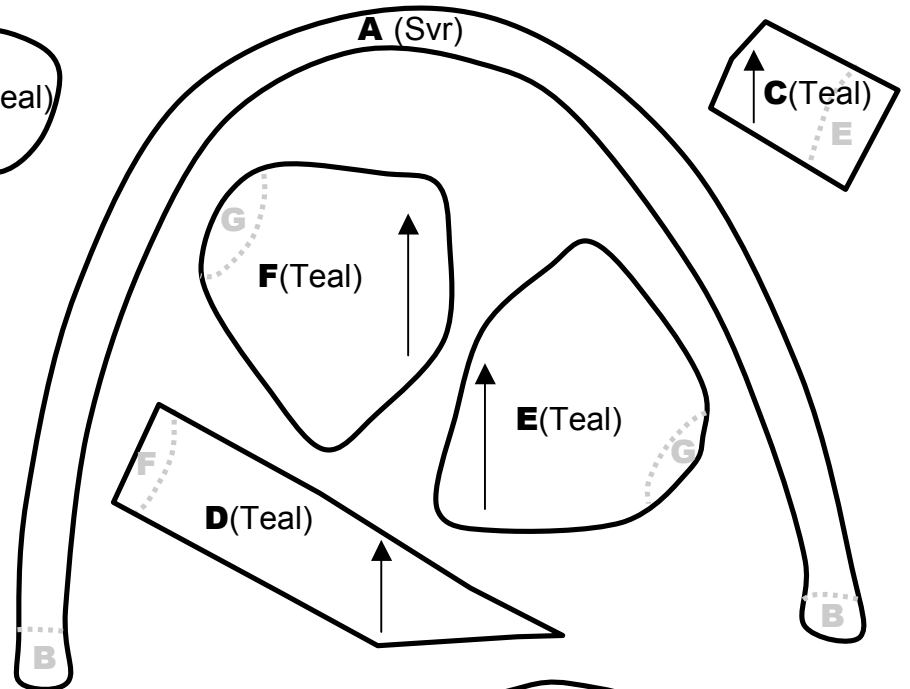
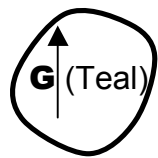


Materials:

100% cotton recommended.
 A = Silver
 B = Black
 C,D,E,F,G = Teal



Black Bow Purse by Margaret Huynh © Fourtwinsisters.com Copyright notice: You may enjoy unrestricted personal non-commercial use of this pattern, including using this pattern in workshops or courses. We only ask this copyright notice be retained and Four Twin Sisters be credited on finished products.

Barter Pattern: If you like this pattern please send a small amount of fabric or some used postage stamps to: Four Twin Sisters PO Box 111104 Campbell CA 95011-1104 USA

Instructions:

This pattern will work best with fusible web appliqué. Add seam allowances for regular appliqué, no allowances for fusible appliqué. Cut 1 of each piece. Loosely assemble pieces before appliqué. Grey dotted lines indicate pieces that go on top. Place pieces in order alphabetically (A, B, C, etc). Embroider or ink small details.

Important tip: To help in placement of pieces, cut out the paper pieces and tape them together using the grey dotted lines as guides. Lay this full-size paper template face down on the background fabric and trace lightly around the exterior with a pencil or washable fabric marker. Loosely assemble pieces so they fit inside the marking for more accuracy.



Finished product using fusible web appliqué