


Materials:

100% cotton recommended.

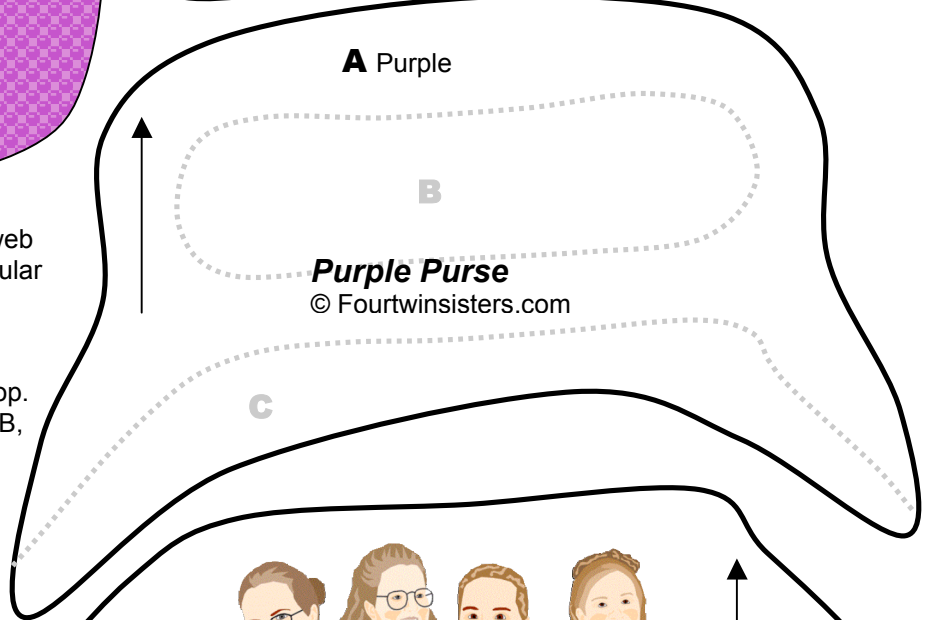
A = Purple

B = Black

C = Light Purple



Finished product using fusible web appliqué



Instructions:

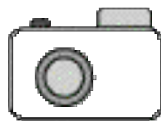
This pattern will work best with fusible web appliqué. Add seam allowances for regular appliqué, no allowances for fusible appliqué. Cut 1 of each piece. Loosely assemble pieces before appliqué. Grey dotted lines indicate pieces that go on top. Place pieces in order alphabetically (A, B, C, etc).

Important tip: To help in placement of pieces, cut out the paper pieces and tape them together using the grey dotted lines as guides. Lay this full-size paper template face down on the background fabric and trace lightly around the exterior with a pencil or washable fabric marker. Loosely assemble pieces so they fit inside the marking for more accuracy.



Purple Purse by Margaret Huynh © 2006 www.FourTwinSisters.com

Copyright notice: You may enjoy unrestricted personal non-commercial use of this pattern, including using this pattern in workshops or courses. We only ask this copyright notice be retained and Four Twin Sisters be credited



Fabric for Photos: If you send us a digital photograph of one of our quilt blocks that you've sewn, we'll send you a fat quarter. Email your digital photo to annette@fourtwinsisters.com. Details at www.fourtwinsisters.com.

C Light Purple

Barter Pattern: If you like this free pattern, please send a small amount of fabric or some used postage stamps to: Four Twin Sisters PO Box 111104 Campbell CA 95011-1104 USA