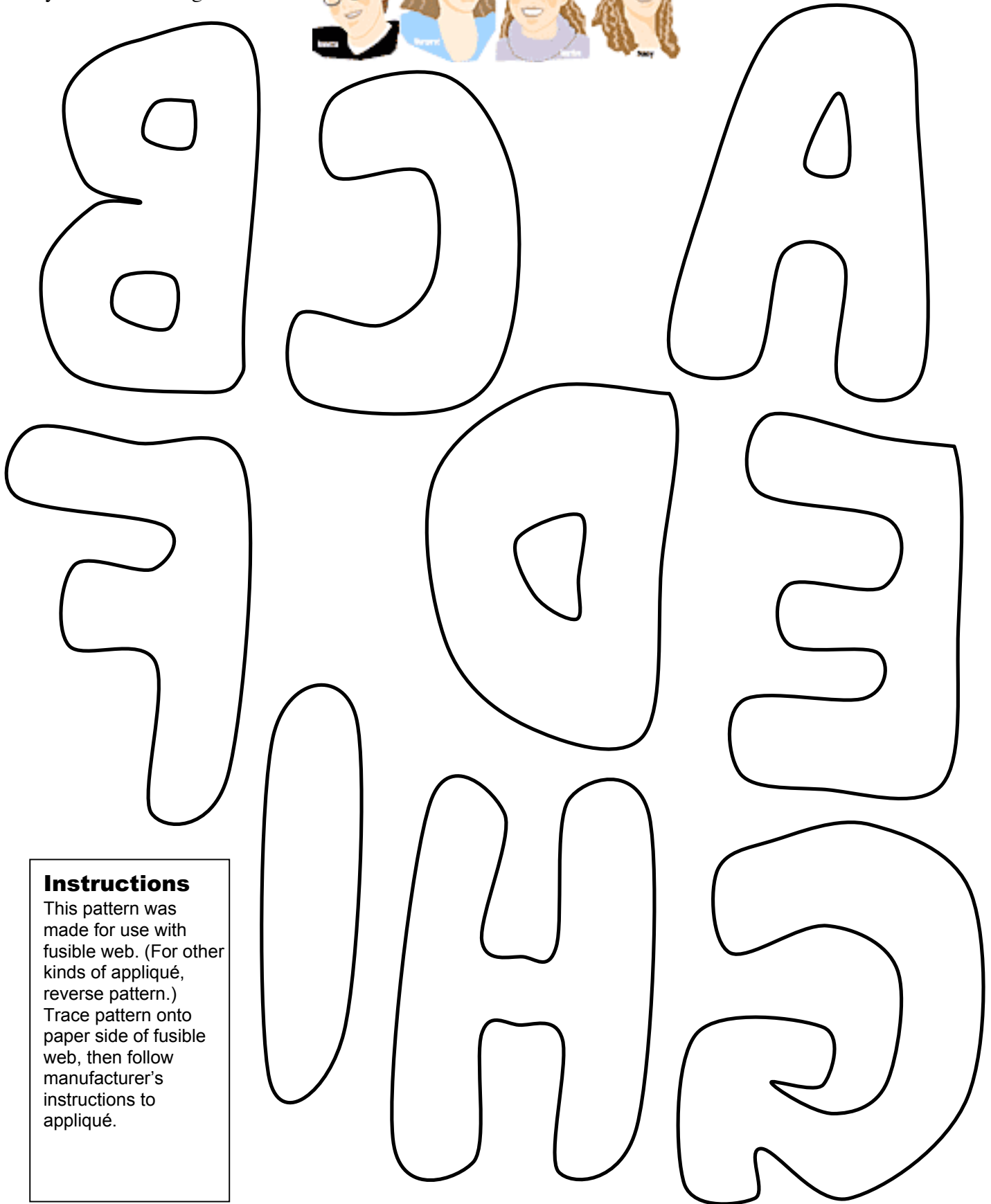


Quilter's Alphabet 1  
By Annette Truong



© 2006 FourTwinSisters.com



**Instructions**

This pattern was made for use with fusible web. (For other kinds of appliqué, reverse pattern.) Trace pattern onto paper side of fusible web, then follow manufacturer's instructions to appliqué.


Quilter's Alphabet 1  
By Annette Truong



© 2006 FourTwinSisters.com

**Barter Pattern**




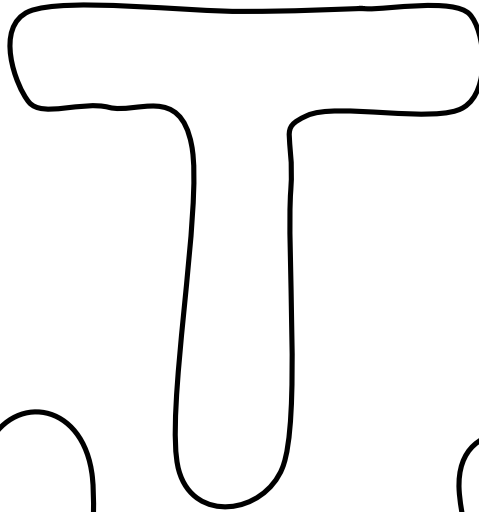

If you like this pattern, send a fat quarter to Annette Truong PO Box 111104, Campbell CA 95011-1104



Quilter's Alphabet 1  
By Annette Truong




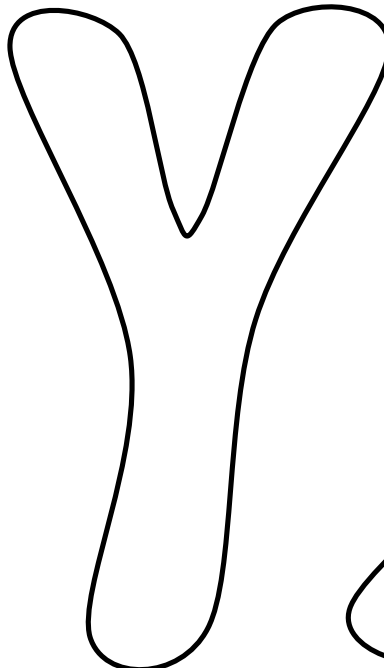

© 2006 FourTwinSisters.com



**Send a Photo!**

We want to see what your quilts look like using our patterns! Email a photo of how you used this pattern, and we'll send you a fat quarter.

[annettetruong@gmail.com](mailto:annettetruong@gmail.com)



More free quilt patterns on our website: <http://www.FourTwinSisters.com>