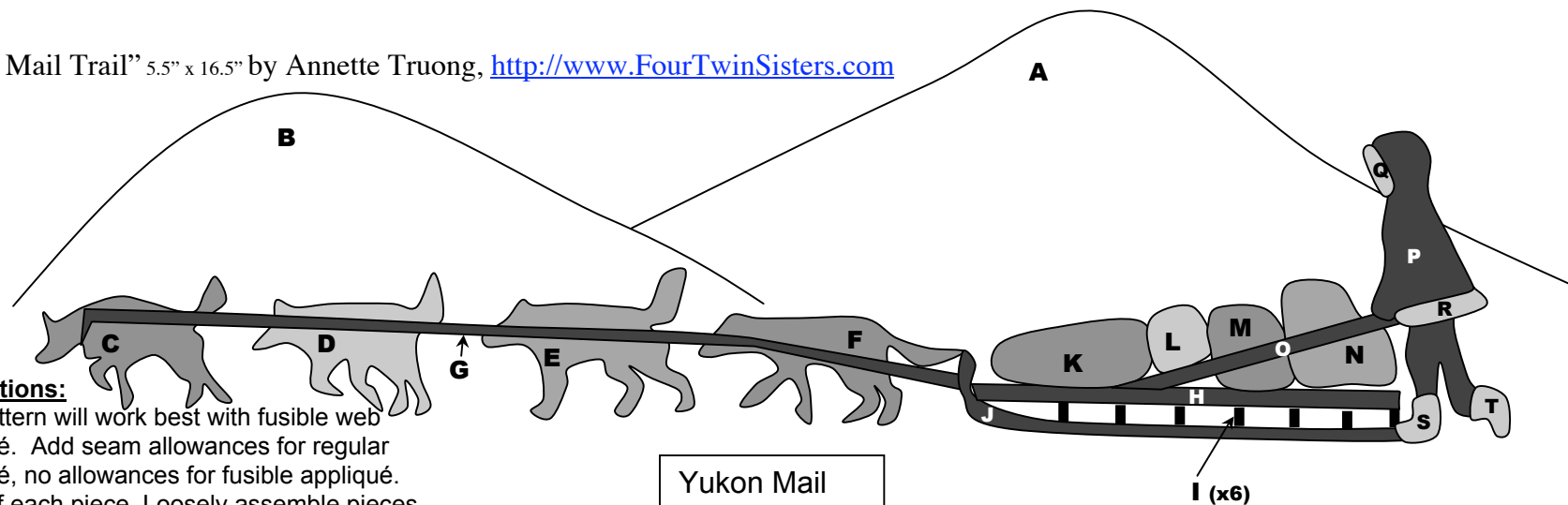


“Yukon Mail Trail” 5.5” x 16.5” by Annette Truong, <http://www.FourTwinSisters.com>



Instructions:

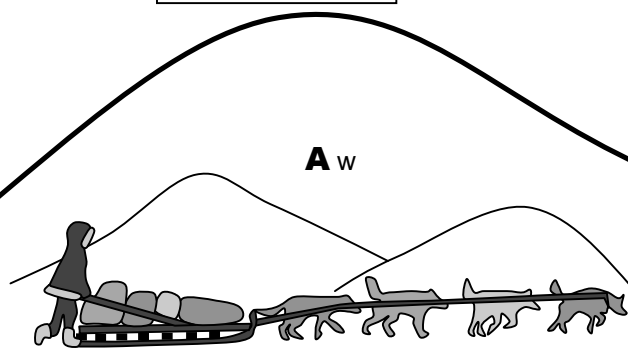
This pattern will work best with fusible web appliqué. Add seam allowances for regular appliqué, no allowances for fusible appliqué. Cut 1 of each piece. Loosely assemble pieces before appliqué.

Yukon Mail

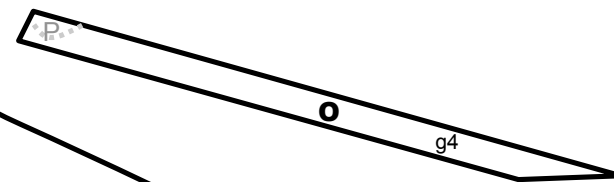
Grey dotted lines indicate pieces that go on top. Place pieces in order alphabetically starting with A, B, C.... **Small details:** you have several options: 1.)embroider, 2.)jink or 3.)appliqué (fusible web helps)

Colors:

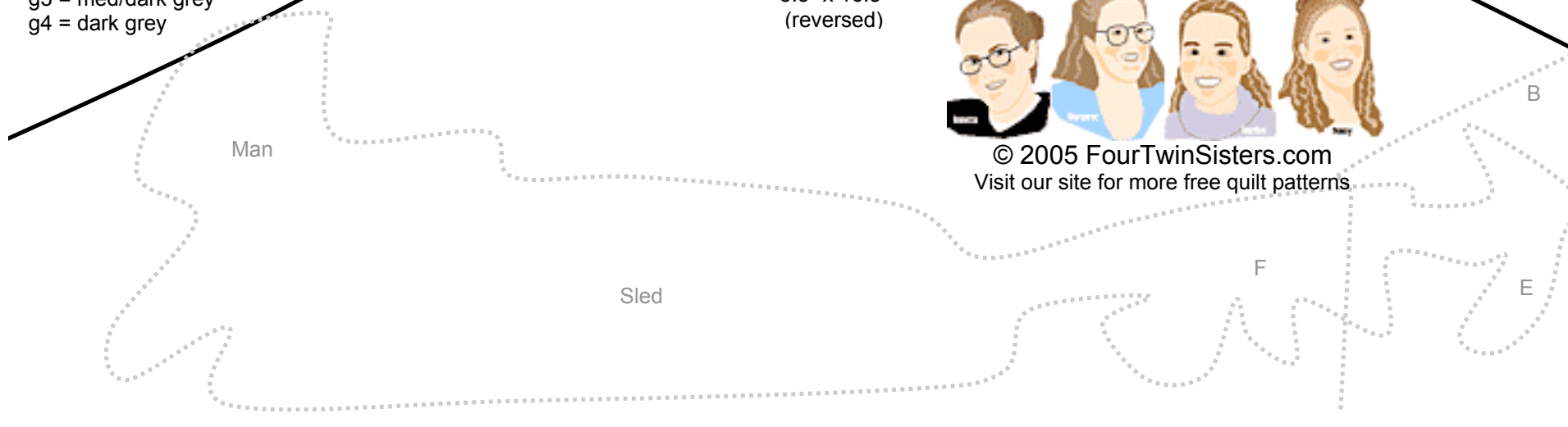
- w = white
- g1 = medium grey
- g2 = light grey
- g3 = med/dark grey
- g4 = dark grey



Yukon Mail Trail
5.5” x 16.5”
(reversed)



© 2005 FourTwinSisters.com
Visit our site for more free quilt patterns





© 2005 FourTwinSisters.com
Visit our site for more free quilt patterns

