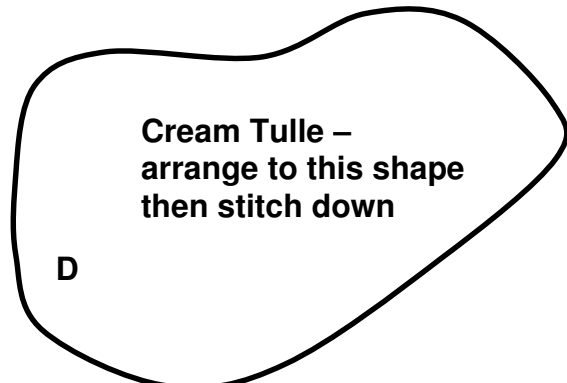
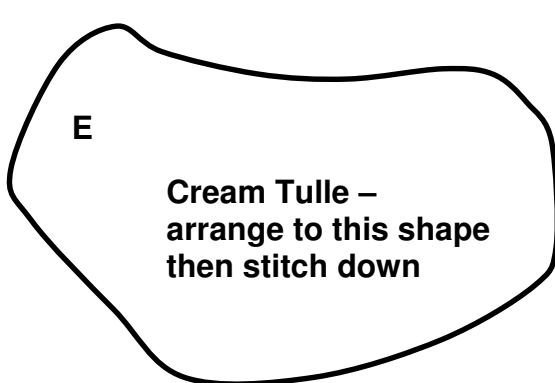


Spring Hat by Margaret Huynh
© Four Twin Sisters

Materials: Light cream fabric for A, dark cream for C, white for B. Tulle for D&E, flower for F-H or purple fabrics with yellow center.

Instructions: Add seam allowances for regular appliqué, no allowances for fusible appliqué. Cut 1 of A-C. Use pieces of cream tulle for D&E. Use a purple flower for F-G, or cut 1 each from fabric. Loosely assemble pieces before appliqué.





B

Spring Hat by Margaret Huynh


© Four Twin Sisters

www.fourtwinsisters.com

Copyright notice: You may enjoy unrestricted personal non-commercial use of this pattern, including using this pattern in workshops or courses. We only ask this copyright notice be retained and Four Twin Sisters be credited on finished products

Barter Pattern

If you like this pattern please send a small amount of fabric or some used postage stamps to :Four Twin Sisters PO Box 111104Campbell CA95011-1104USA



Spring Hat © Four Twin Sisters