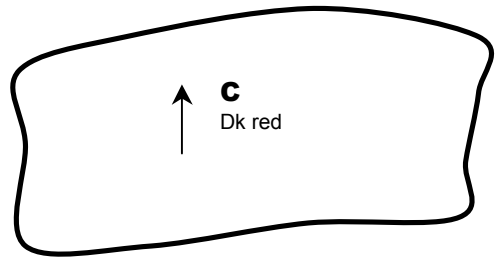


Instructions:

This pattern will work best with fusible web appliqué. Add seam allowances (and reverse) for regular appliqué. No allowances for fusible appliqué. Cut 1 each of piece and loosely assemble pieces before appliqué. Place pieces in alphabetical order: A,B,C... etc. Grey dotted lines indicate pieces that go on top.

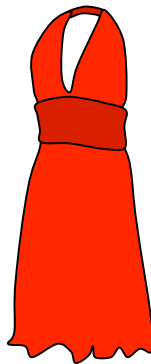
Colors: Red and dark red. Try satin for an “evening dress” look.



Barter Pattern:

If you like this pattern please send some used postage stamps or a small amount of fabric to:

**Annette Truong PO Box
111104 Campbell CA 95011
USA**

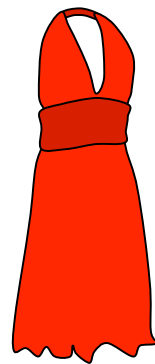


Red Dress

4” x 8.6” By Margaret Huynh
© 2005 FourTwinSisters.com



© 2005 FourTwinSisters.com



Reversed