

Finished product using fusible web appliqué

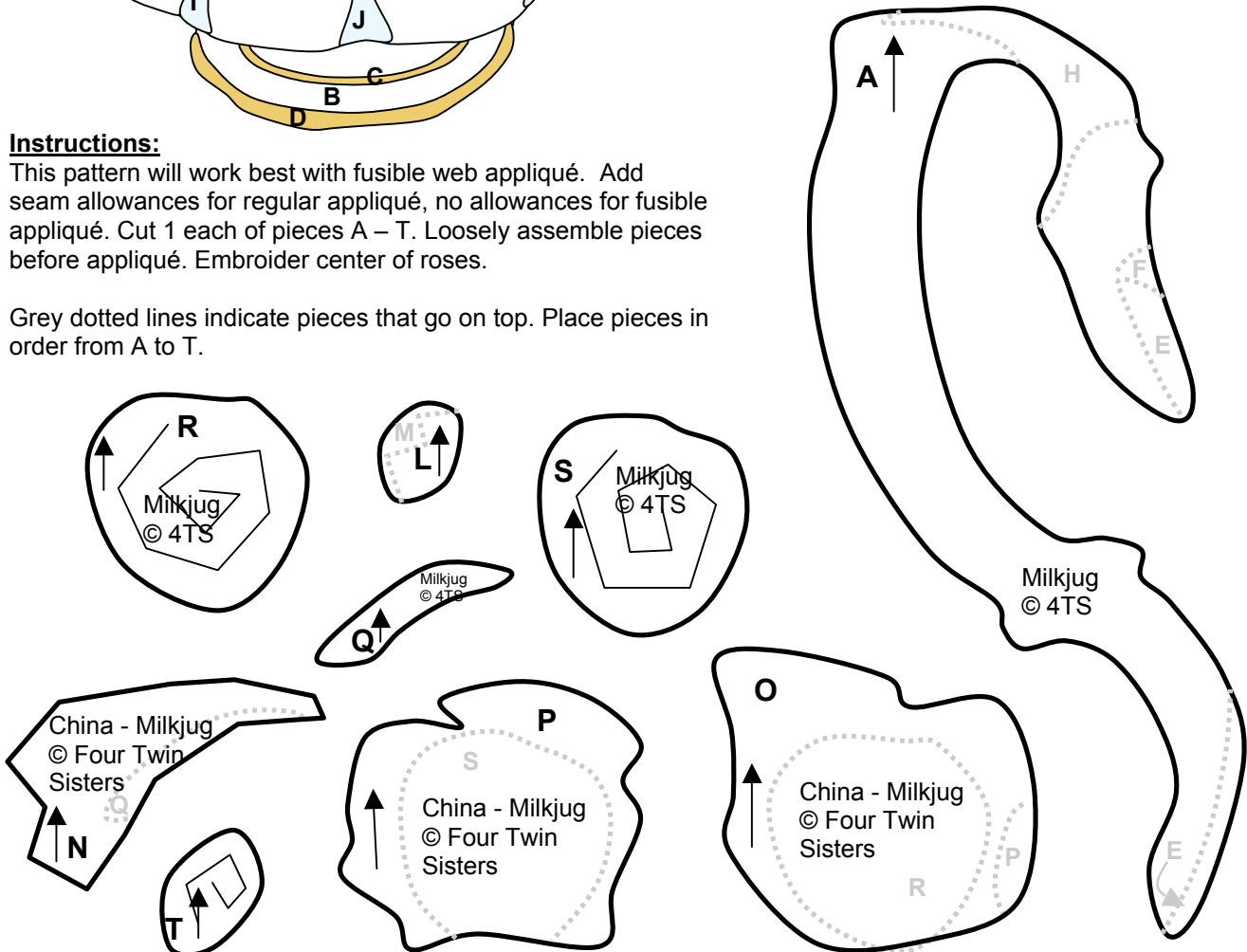
**Materials:** (Brackets Indicate changes for Blue Pattern)


- 100% Cotton recommended.
- A, B, E, G = White
- C, D, F, H = Gold
- I, J, K = Pale Blue
- L, R, Q, T = Pink (or Blue)
- M, N = Green
- O = Light Pink (or Light Blue)
- P = Light Yellow (or Light Blue)
- S = Gold (or Blue)

**Instructions:**

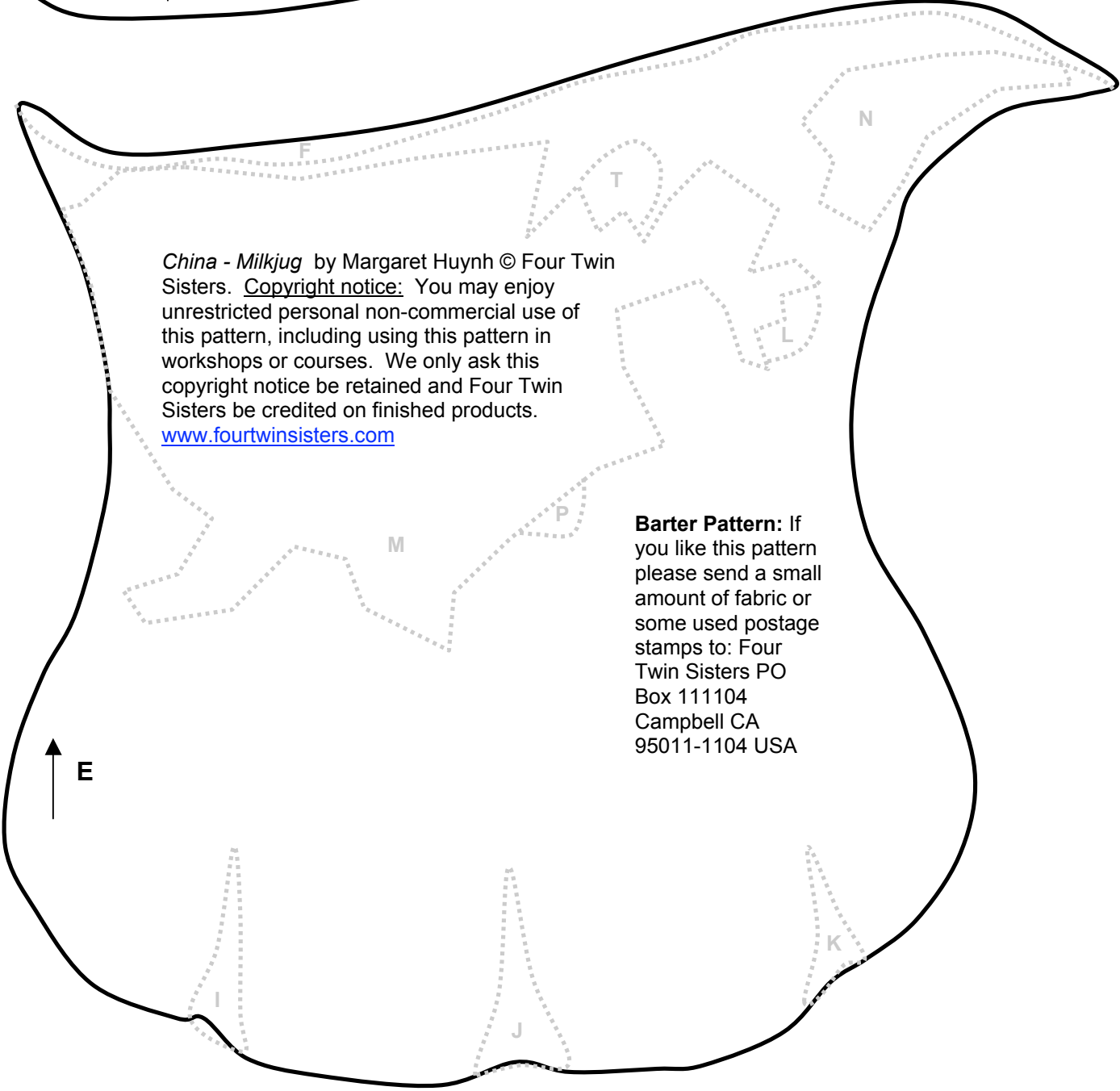
This pattern will work best with fusible web appliqué. Add seam allowances for regular appliqué, no allowances for fusible appliqué. Cut 1 each of pieces A – T. Loosely assemble pieces before appliqué. Embroider center of roses.

Grey dotted lines indicate pieces that go on top. Place pieces in order from A to T.





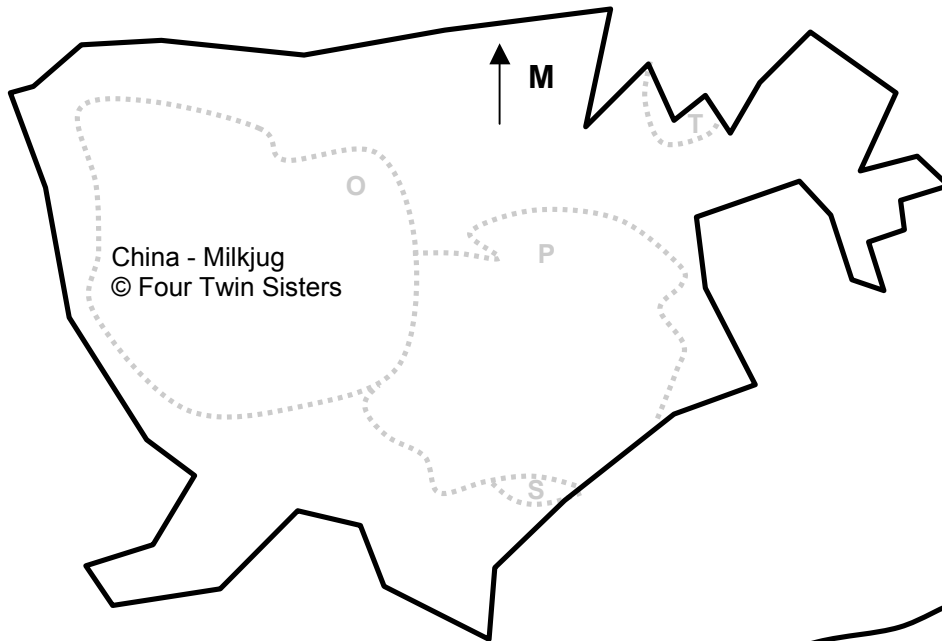
China - Milkjug  
© Four Twin Sisters




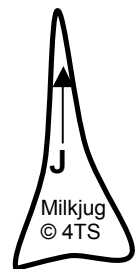
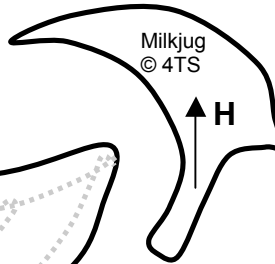
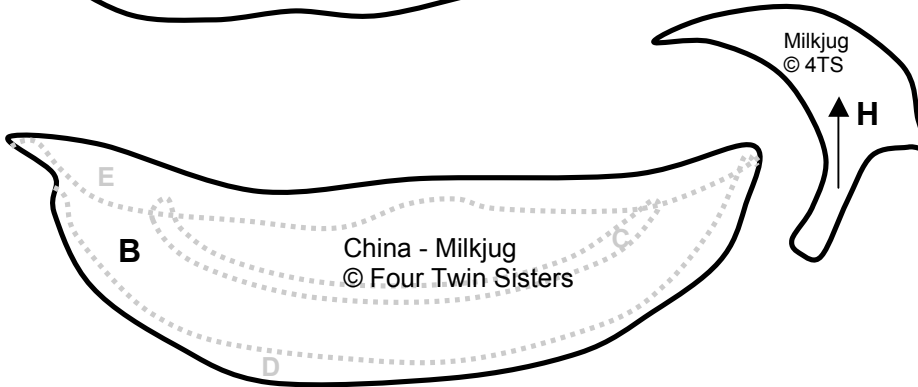
*China - Milkjug* by Margaret Huynh © Four Twin Sisters. Copyright notice: You may enjoy unrestricted personal non-commercial use of this pattern, including using this pattern in workshops or courses. We only ask this copyright notice be retained and Four Twin Sisters be credited on finished products. [www.fourtwinsisters.com](http://www.fourtwinsisters.com)

**Barter Pattern:** If you like this pattern please send a small amount of fabric or some used postage stamps to: Four Twin Sisters PO Box 111104 Campbell CA 95011-1104 USA





**Barter Pattern:** If you like this pattern please send a small amount of fabric or some used postage stamps to: Four Twin Sisters PO Box 111104 Campbell CA 95011-1104 USA



China - Milkjug by Margaret Huynh © Four Twin Sisters. Copyright notice: You may enjoy unrestricted personal non-commercial use of this pattern, including using this pattern in workshops or courses. We only ask this copyright notice be retained and Four Twin Sisters be credited on finished products.

[www.fourtwinsisters.com](http://www.fourtwinsisters.com)