


**Instructions:**

This pattern will work best with fusible web appliqué. Add seam allowances for regular appliqué, no allowances for fusible appliqué. Cut 1 each of pieces A – F. Loosely assemble pieces before appliqué.

Grey dotted lines indicate pieces that go on top. Place pieces in order from A to F.



Finished product using fusible web appliqué

**Materials:**


100% Cotton recommended.

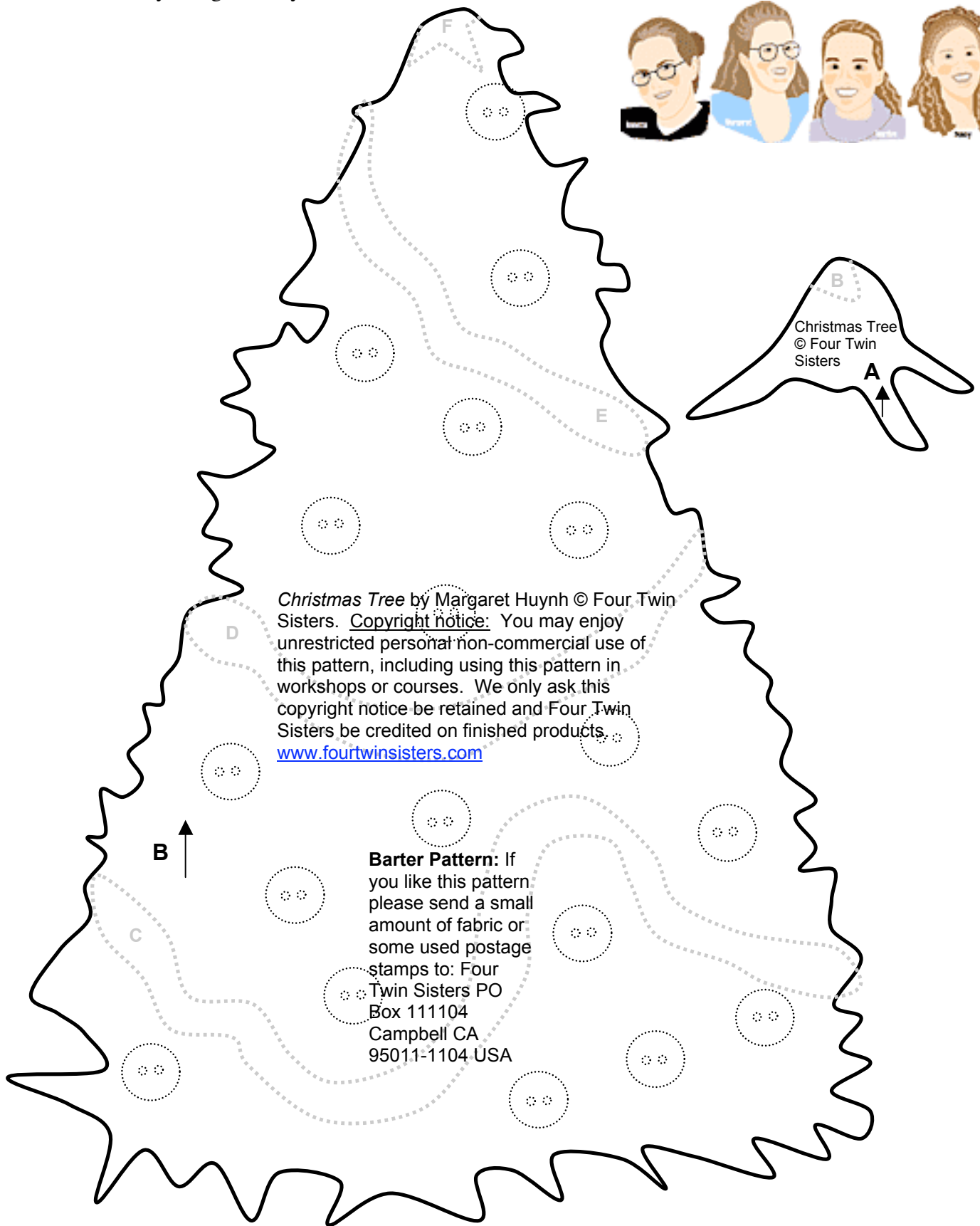
A = Black

B = Evergreen

C, D, E, F = Gold

Red Buttons for ornaments.





Christmas Tree by Margaret Huynh © Four Twin Sisters. Copyright notice: You may enjoy unrestricted personal non-commercial use of this pattern, including using this pattern in workshops or courses. We only ask this copyright notice be retained and Four Twin Sisters be credited on finished products. [www.fourtwinsisters.com](http://www.fourtwinsisters.com)

**Barter Pattern:** If you like this pattern please send a small amount of fabric or some used postage stamps to: Four Twin Sisters PO Box 111104 Campbell CA 95011-1104 USA