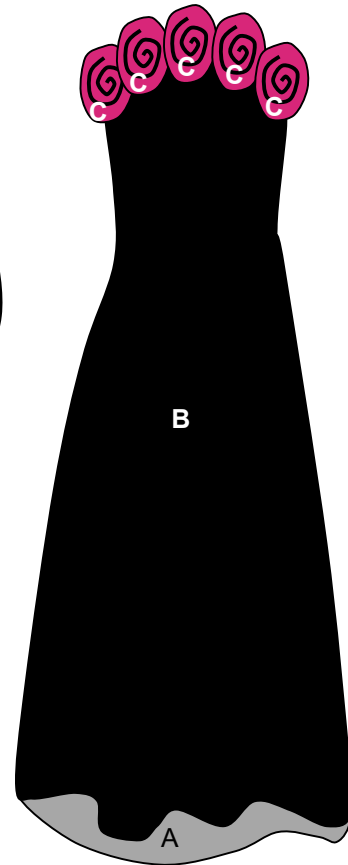
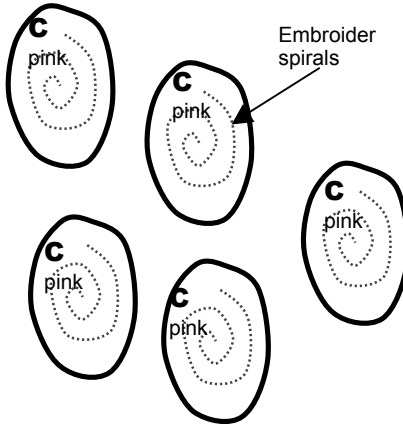


Barter Pattern:

If you like this pattern please send some used postage stamps or a small amount of fabric to:
**Annette Truong PO
Box 111104
Campbell CA 95011
USA**



↑ **B**
black

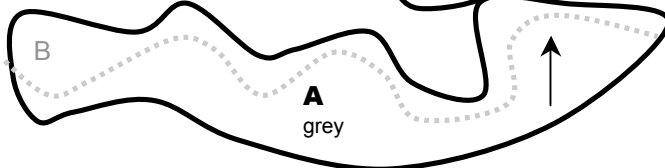
Reversed

Black Dress

By Margaret Huynh
© 2005 FourTwinSisters.com



© 2005 FourTwinSisters.com



Instructions:

This pattern will work best with fusible web appliqué. Add seam allowances (and reverse) for regular appliqué. No allowances for fusible appliqué. Cut 1 each of piece and loosely assemble pieces before appliqué. Place pieces in alphabetical order: A,B,C... etc. Grey dotted lines indicate pieces that go on top.

Important tip:

If the pattern is complex, cut out the paper pieces and tape them together using the grey dotted lines as guides. Lay this full-size paper template on the background fabric and trace lightly around the exterior with a pencil or washable fabric marker. Loosely assemble pieces so they fit inside the marking for more accuracy.

Colors:

Hot pink, black, and grey. This pattern has a chance for 3-d effect with the roses – use silk roses or make your own 3-d roses (instructions not included).