

Finished product using fusible web appliqué

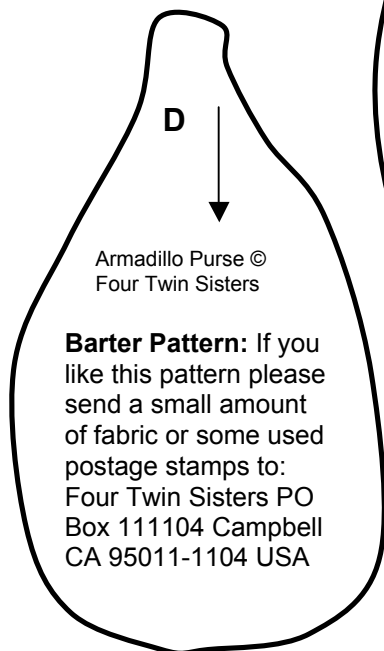
Instructions:

This pattern will work best with fusible web appliqué. Add seam allowances for regular appliqué, no allowances for fusible appliqué. Cut 1 each of pieces A – E. Loosely assemble pieces before appliqué.

Grey dotted lines indicate pieces that go on top. Place pieces in order from A to E.

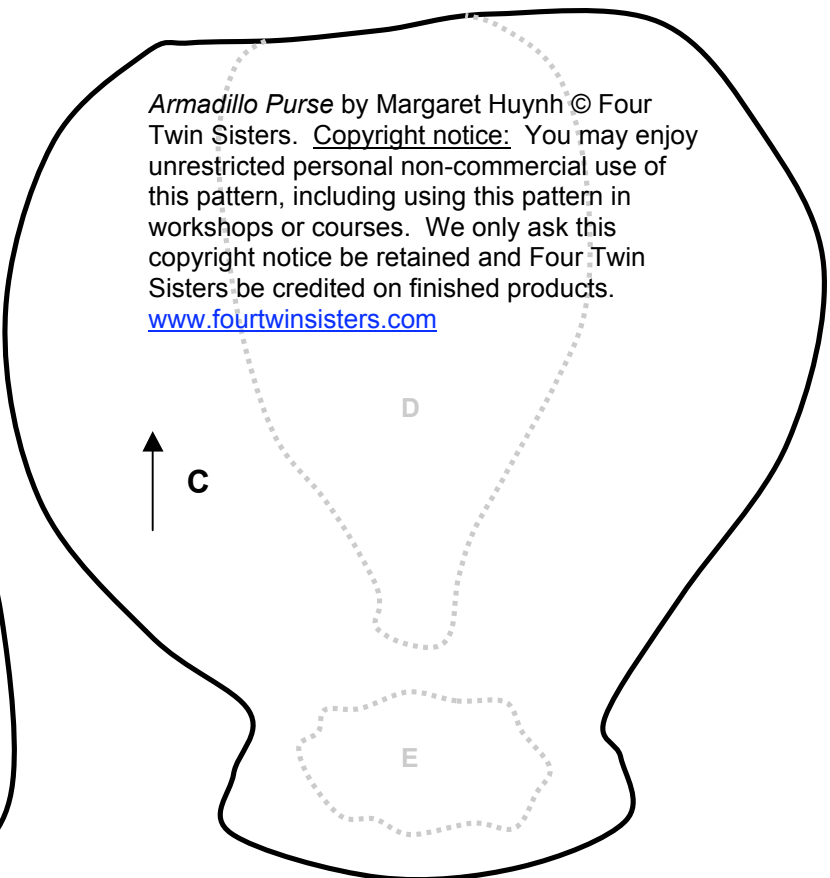
Materials:

- 100% Cotton recommended.
- A = Dark Brown
- B & D = Imitation Armadillo Skin
- C = Grey
- E = Silver (or a fancy silver button)



Armadillo Purse ©
Four Twin Sisters

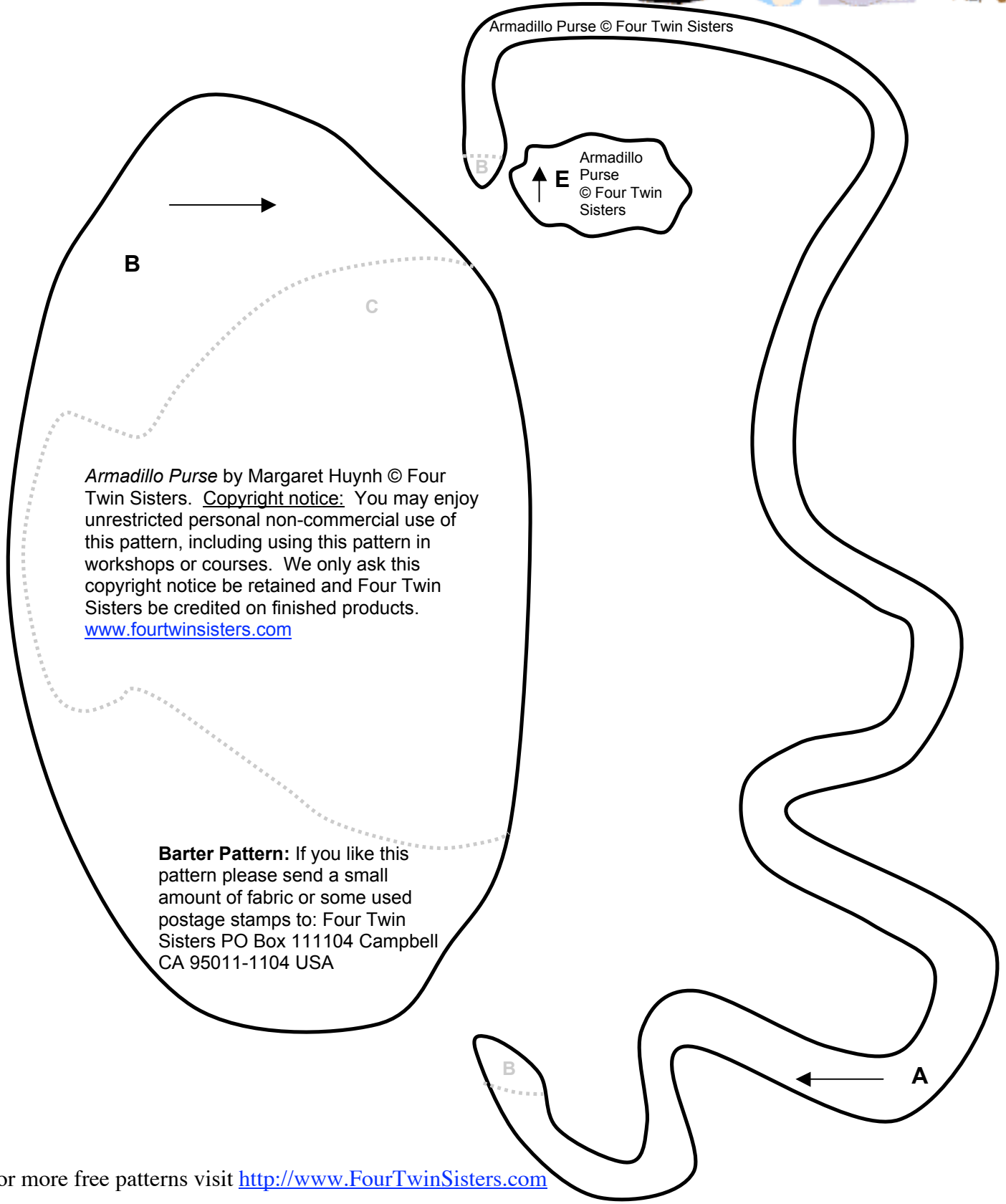
Barter Pattern: If you like this pattern please send a small amount of fabric or some used postage stamps to:
Four Twin Sisters PO
Box 111104 Campbell
CA 95011-1104 USA



Armadillo Purse by Margaret Huynh © Four Twin Sisters. Copyright notice: You may enjoy unrestricted personal non-commercial use of this pattern, including using this pattern in workshops or courses. We only ask this copyright notice be retained and Four Twin Sisters be credited on finished products. www.fourtwinsisters.com



Armadillo Purse © Four Twin Sisters



Armadillo Purse by Margaret Huynh © Four Twin Sisters. Copyright notice: You may enjoy unrestricted personal non-commercial use of this pattern, including using this pattern in workshops or courses. We only ask this copyright notice be retained and Four Twin Sisters be credited on finished products. www.fourtwinsisters.com

Barter Pattern: If you like this pattern please send a small amount of fabric or some used postage stamps to: Four Twin Sisters PO Box 111104 Campbell CA 95011-1104 USA