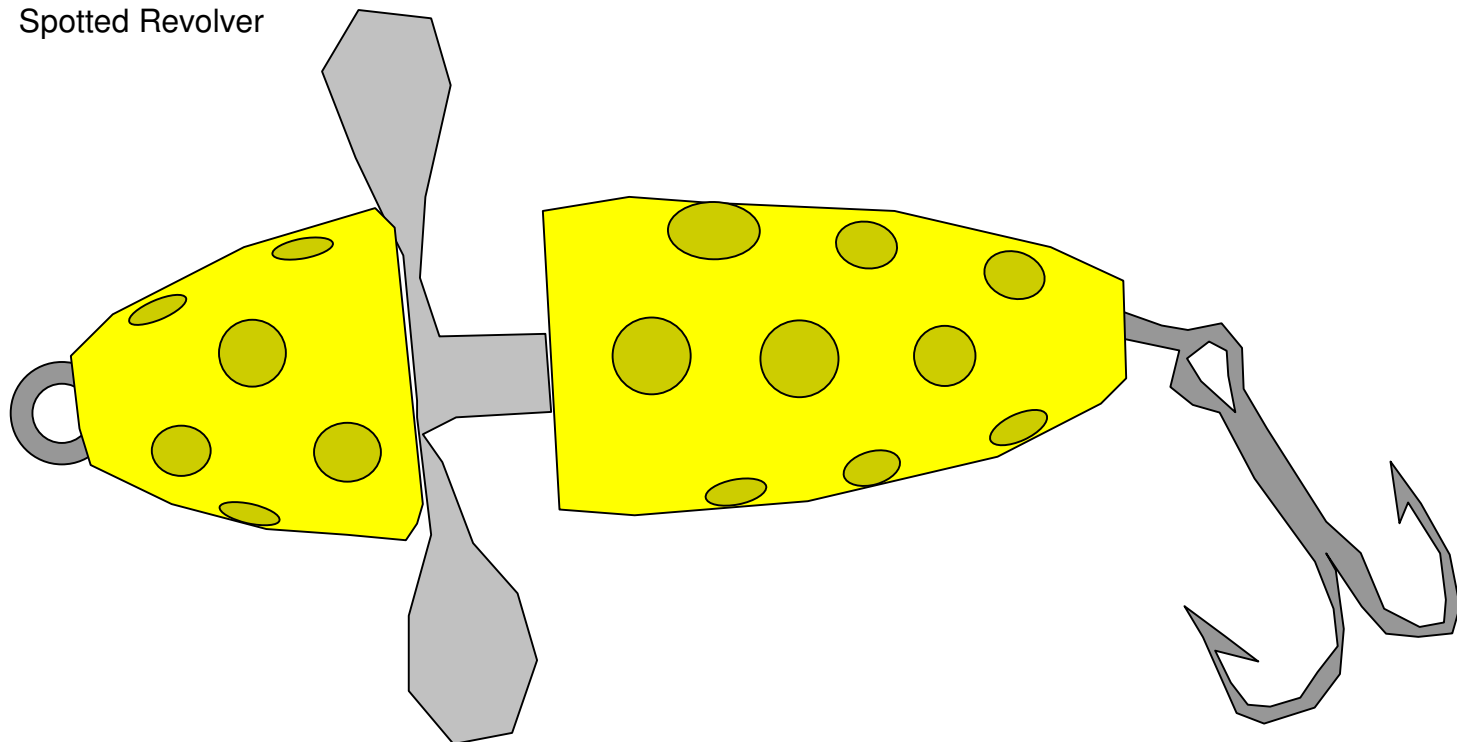
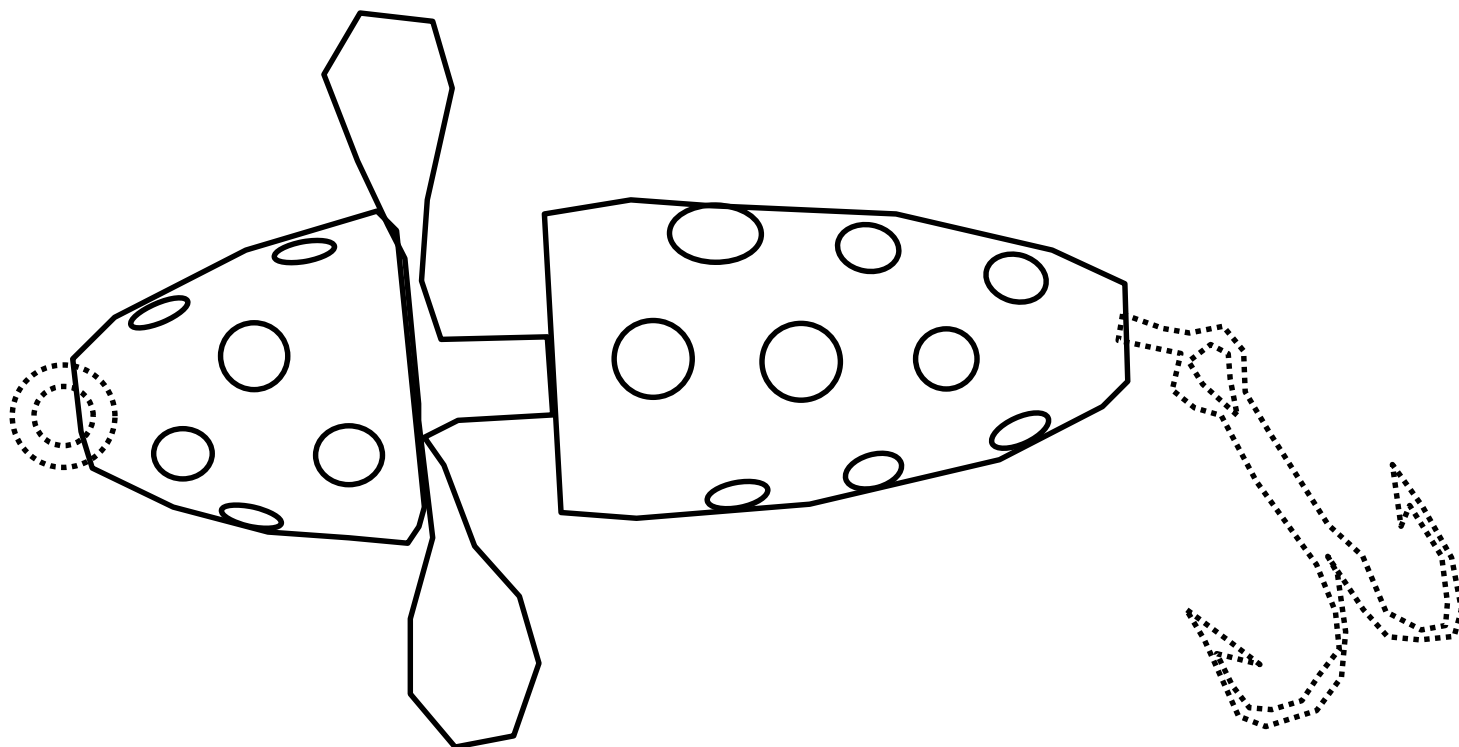


Fishing Lure #4

Spotted Revolver



Placement Guide



Instructions

This fishing lure is a quilt pattern made using fusible appliqué. Please understand full process before beginning.

Quick summary: trace background, trace templates, cut pieces, appliqué in order, embroider details.

Materials

Scrap of yellow fabric

Scrap of green fabric

Scrap of brown fabric

Scrap of grey fabric

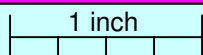
Scrap of black fabric (optional, or use black embroidery floss or ink)

Black embroidery floss

Step-by-step instructions

1. Trace placement guide (next page) on background fabric. This is used to place the appliqué pieces.
2. Photocopy templates if desired.
3. Cut out all templates.
4. Trace templates on paper side of fusible paper (e.g. "Heat and Bond™").
 - a. Note: templates are reversed for fusible appliqué.
5. Cut out fusible pieces 1/8 around markings.
6. Iron onto wrong side of fabric following manufacturer's instructions.
7. Cut out fabric pieces along lines.
8. Remove paper backing.
9. Using the lines drawn onto the background fabric as a guide, place fabric onto background fabric, layering the pieces so they look like the finished pattern.
10. Edge appliqué by machine.
11. Using 6 strands of embroidery floss embroider fin markings.
12. Using 6 strands of embroidery floss embroider hook and loop.
13. Using 6 strands of embroidery floss embroider eye (optional).

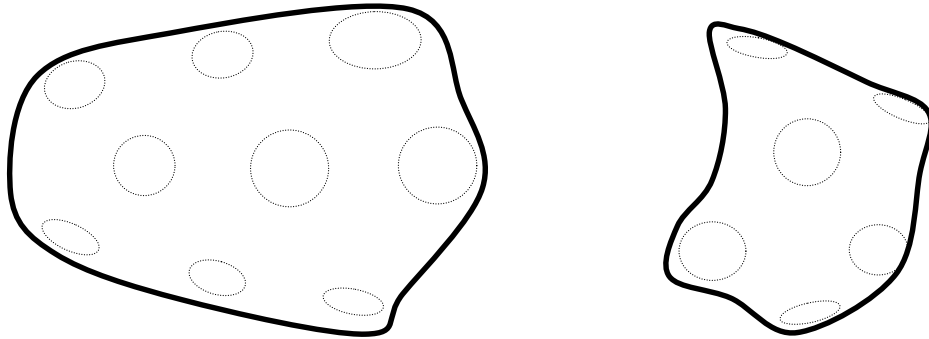
Note: you can also use this pattern for regular appliqué. Simply photocopy the templates in reverse and add a seam allowance around all templates.



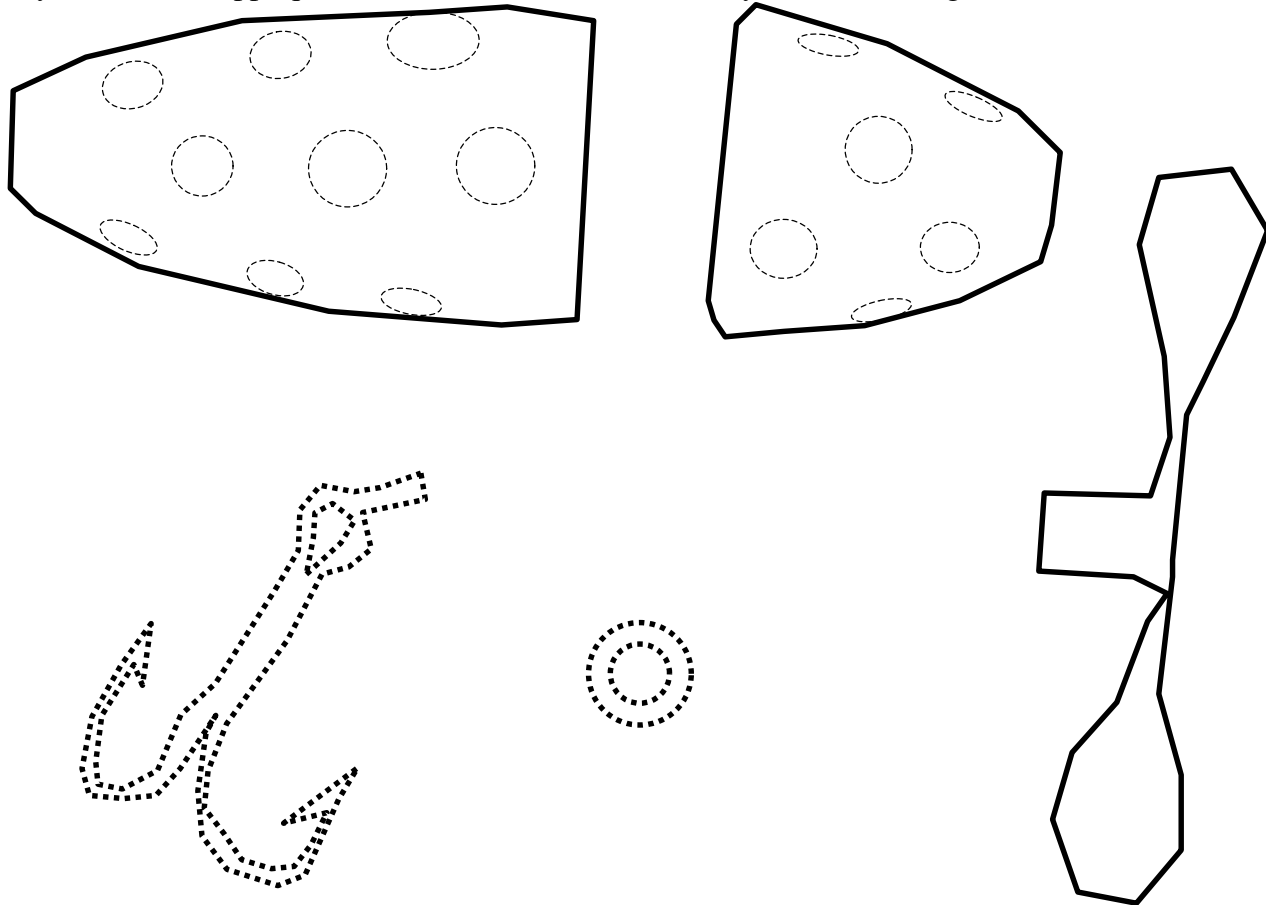
Templates

(reversed)

Bottom layer of reverse applique (place under top layer being careful to trim edges so they don't show through).



Top layer of reverse applique (cut out circles so the bottom layer shows through)





Three Twin Sisters currently offers these e-patterns:


- Teddy Bear Series
- Fishing Lure Series
- Dog Series
- Horse Series


About Three Twin Sisters

Actually, there are 4: Annette & Margaret, and Marilyn & Penny. "I have three twin sisters" is what they each say to new acquaintances. Both sets of twins are identical.

 Annette currently lives in San Jose, California where she is a software engineer. She is married with 2 children and makes quilt patterns in her spare time. Annette is also a member of her local quilt guild, the Santa Clara Valley Quilt Association, and is the 2003 SCVQA newsletter editor.

 Margaret lives in Edmonton, Alberta where she works for the Canada Customs and Revenue Agency. She is married and is expecting her fourth child in August 2003. Margaret is a fountain of new ideas and encourages and inspires her sister Annette to make quilt patterns.

 Marilyn lives in Prince George, British Columbia where she attends the University of Northern British Columbia. She enjoys the outdoors and travel, and plans to go to Australia on the SWAP program in 2003/2004.

 Penny lives in Edmonton, Alberta during the school year, where she attends the University of Alberta. Penny likes skydiving, outdoor hiking, and travel. She plans to go to Australia on the SWAP program in 2003/2004 too.

What's it like having 3 twin sisters?

When they lived together as children, the twins couldn't go anywhere without attracting attention. "It just looked too neat for people to see a set of older twins holding hands with two younger twins. It was especially eye catching when we hung out with a set of identical twin boys our age," recalls Annette. "People would wipe their eyes because they thought they had double vision times three. We were like a walking museum exhibit. It was fun."

Satisfaction Guarantee

If you did not enjoy this pattern for any reason, you may receive a refund within 30 days of purchase.

Suggestions?

If you found a problem in the pattern, email us at the address below. We would love to hear from you!

Copyright Notice and other Fine Print

This pattern is copyright © 2003 **Three Twin Sisters**.

Permission is given to use this pattern for your own personal use only. Permission to make quilts for charity is also given. Please do not share this pattern for other purposes (e.g. give to a friend) either electronically or by reproducing in any other form. This pattern may be kitted if royalties are paid on a per-sale basis, contact us for details (email address below). If you'd like to sell this pattern on your website, you may join the Three Twin Sister affiliate program (free of charge) at www.threetwinsisters.com/affiliates. This pattern is available in electronic form only, purchasers print the pattern on their own printers.